

May 02nd, 2022South Capitol Bridgebuilders,
1220 12th Street, SE
Suite 255

Washington, DC 20003

Attention: Chad Bordovsky
(cbordovsky@walshgroup.com)Subject: Biweekly PM10 Particulate Air Monitoring Report
South Capitol Street Frederick Douglass Memorial Bridge Corridor Project

Mr. Bordovsky,

Soil and Land Use Technology, Inc., (SaLUT) is pleased to provide perimeter air monitoring program for South Capitol Bridgebuilders and District Department of Transportation (DDOT). The intent of the program is to quickly alert the Project construction team to rising dust levels for swift resolution by the team in order to minimize dust.

Scope of Work

As per project requirements provided, SaLUT has mounted five solar powered aerosol meters (DustTrack Environmental 8540) around the perimeter of the project site mention above. See *Image 1- Location of air monitoring devices*. These devices provide field measurements of particulate matter as PM10 in ambient air. It provides real time analyses of particle matter at 10 μ m in diameter (PM10).

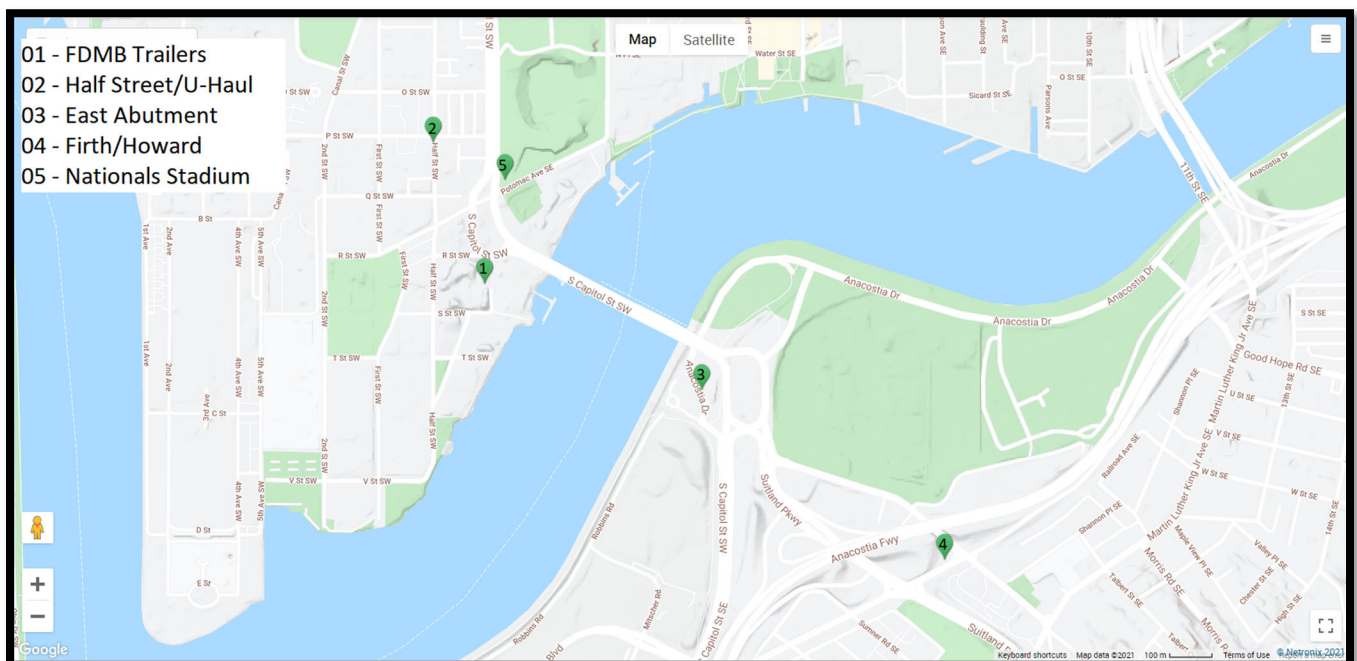


Image 1- Locations of air monitoring devices.

PM10 concentrations will be measured on a continuous basis at each station and will be reported as rolling 15 minute averages. An alert provides notification if a monitor is measuring concentrations equal to or greater than the 100 ug/m³. Responsible project personnel will be immediately notified via SMS and email notification to assess, validate, and then address the project-related air quality issue with additional dust control measures if/as needed in a timely fashion.

The instrument monitoring results are reviewed by the site air monitoring professional to ensure the rolling 15-minute average PM10 concentrations at the site are less than the AL. Please see the attached results from the period of March 27th to April 9th.

Conclusion

From March 27th to April 9th the alerts were not triggered. During this time period the project site was within compliance with national ambient air quality standards and DC regulations.

We appreciate the opportunity to provide air monitoring services for SCB. Should you have any questions concerning this report, please do not hesitate to contact us at (240) 645-6764.

Sincerely,



Chamal Hettigama

Civil Engineer

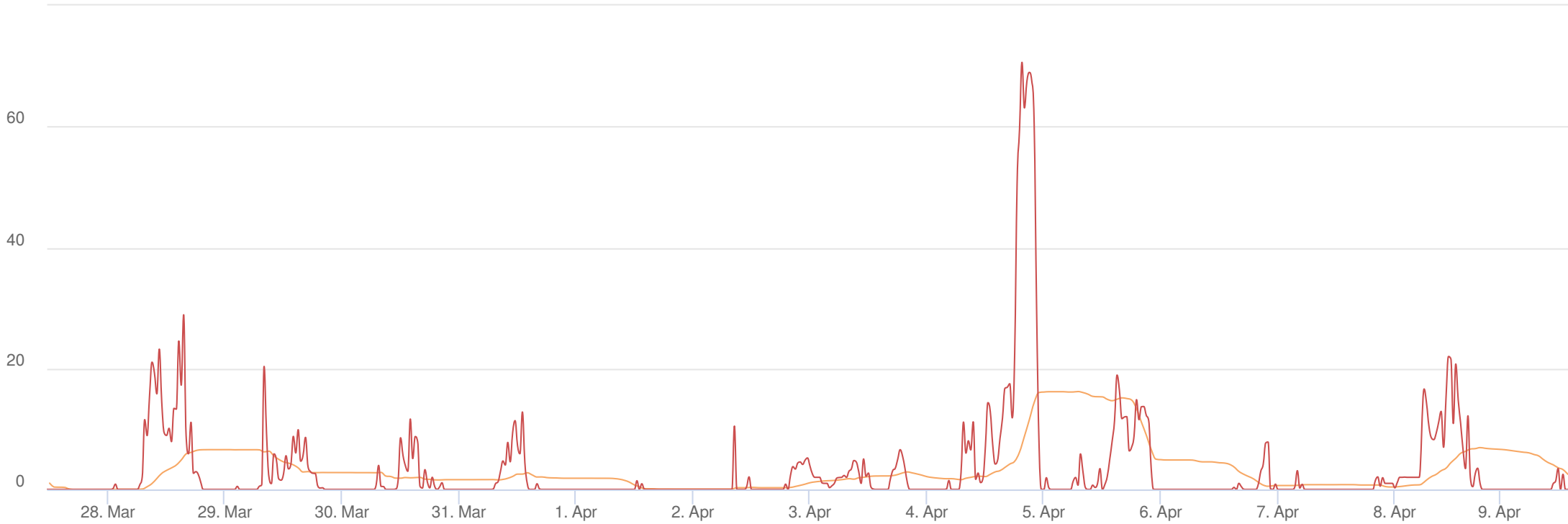
Soil and Land Use Technology Inc. (SaLUT)

Attachments:

Attachment A: *Dust Levels Recorded by Instruments*

Attachment A – Dust levels recorded by the instruments
03/27/2022-04/09/2022

03/27/2022 11:47:00 – 04/09/2022 14:47:00
 (GMT-05:00) Eastern Time (US & Canada)



Mass Conc. Total $\mu\text{g}/\text{m}^3$ AVG 24hr			Mass Conc. Total $\mu\text{g}/\text{m}^3$ AVG 15m		
$\mu\text{g}/\text{m}^3$			$\mu\text{g}/\text{m}^3$		
DustTrak-8540			DustTrak-8540		
RS232(A)			RS232(A)		
MIN	AVG	MAX	MIN	AVG	MAX
0	3.418	16.177	0	3	72

Name 01 - FDMB Trailers
S/N 0B115512
Description S Capitol St (FDMB Trailers)
Location 1648 S Capitol St SE, Washington, DC 20003, USA

03/27/2022 11:50:00 – 04/09/2022 14:50:00
(GMT-05:00) Eastern Time (US & Canada)



Mass Conc. Total $\mu\text{g}/\text{m}^3$ AVG 24hr $\mu\text{g}/\text{m}^3$ DustTrak-8540 RS232(A)			Mass Conc. Total $\mu\text{g}/\text{m}^3$ AVG 15m $\mu\text{g}/\text{m}^3$ DustTrak-8540 RS232(A)		
MIN	AVG	MAX	MIN	AVG	MAX
0.041667	10.7332	28	0	10	86

Name 02 - Half Street/U-Haul
S/N 0B392918
Description Half St & P St
Location 50 P St SW, Washington, DC 20024, USA

03/27/2022 11:51:00 – 04/09/2022 14:51:00
(GMT-05:00) Eastern Time (US & Canada)

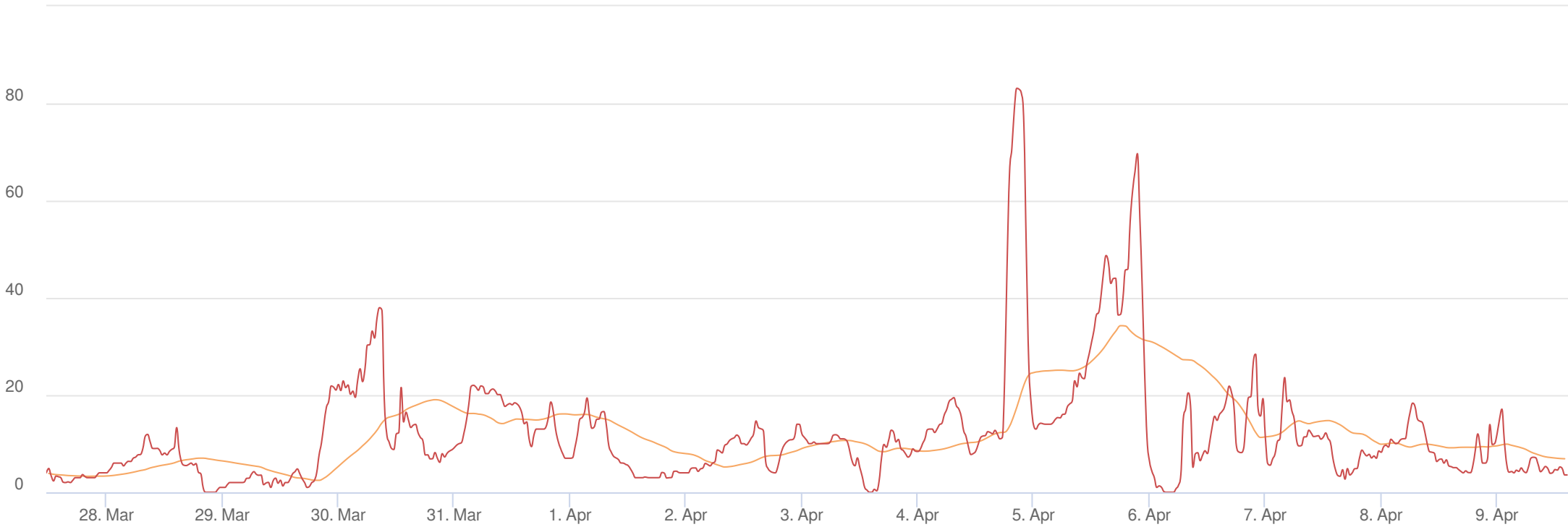


Mass Conc. Total $\mu\text{g}/\text{m}^3$ AVG 24hr		
$\mu\text{g}/\text{m}^3$		
DustTrak-8540		
RS232(A)		
MIN	AVG	MAX
0.0048611	6.6121	29.403

Mass Conc. Total $\mu\text{g}/\text{m}^3$ AVG 15m		
$\mu\text{g}/\text{m}^3$		
DustTrak-8540		
RS232(A)		
MIN	AVG	MAX
0	7	93

Name 03 - East Abutment
S/N 0B392923
Description Anacostia Dr (Yard)
Location VX8W+RQ Washington, DC, USA

03/27/2022 11:52:00 – 04/09/2022 14:52:00
 (GMT-05:00) Eastern Time (US & Canada)



Mass Conc. Total $\mu\text{g}/\text{m}^3$ AVG 24hr
 $\mu\text{g}/\text{m}^3$
 DustTrak-8540
 RS232(A)

MIN	AVG	MAX
2.459	12.3136	34.267

Mass Conc. Total $\mu\text{g}/\text{m}^3$ AVG 15m
 $\mu\text{g}/\text{m}^3$
 DustTrak-8540
 RS232(A)

MIN	AVG	MAX
0	12	84

Name 04 - Firth/Howard
S/N 0B282540
Description Howard Rd & Firth
 Sterling Ave
Location Anacostia, 1101
 Howard Rd SE,
 Washington, DC 20020,
 USA

03/27/2022 11:53:00 – 04/09/2022 14:53:00
 (GMT-05:00) Eastern Time (US & Canada)



Mass Conc. Total $\mu\text{g}/\text{m}^3$ AVG 24hr $\mu\text{g}/\text{m}^3$ DustTrak-8540 RS232(A)			Mass Conc. Total $\mu\text{g}/\text{m}^3$ AVG 15m $\mu\text{g}/\text{m}^3$ DustTrak-8540 RS232(A)		
MIN	AVG	MAX	MIN	AVG	MAX
0.12639	8.1433	19.755	0	8	42

Name 05 - Nationals Stadium
S/N 0B350099
Description S Capitol St & Potomac Ave
Location 2872 Potomac Ave SE, Washington, DC 20003, USA