

June 06<sup>th</sup>, 2022South Capitol Bridgebuilders,  
1220 12th Street, SE  
Suite 255

Washington, DC 20003

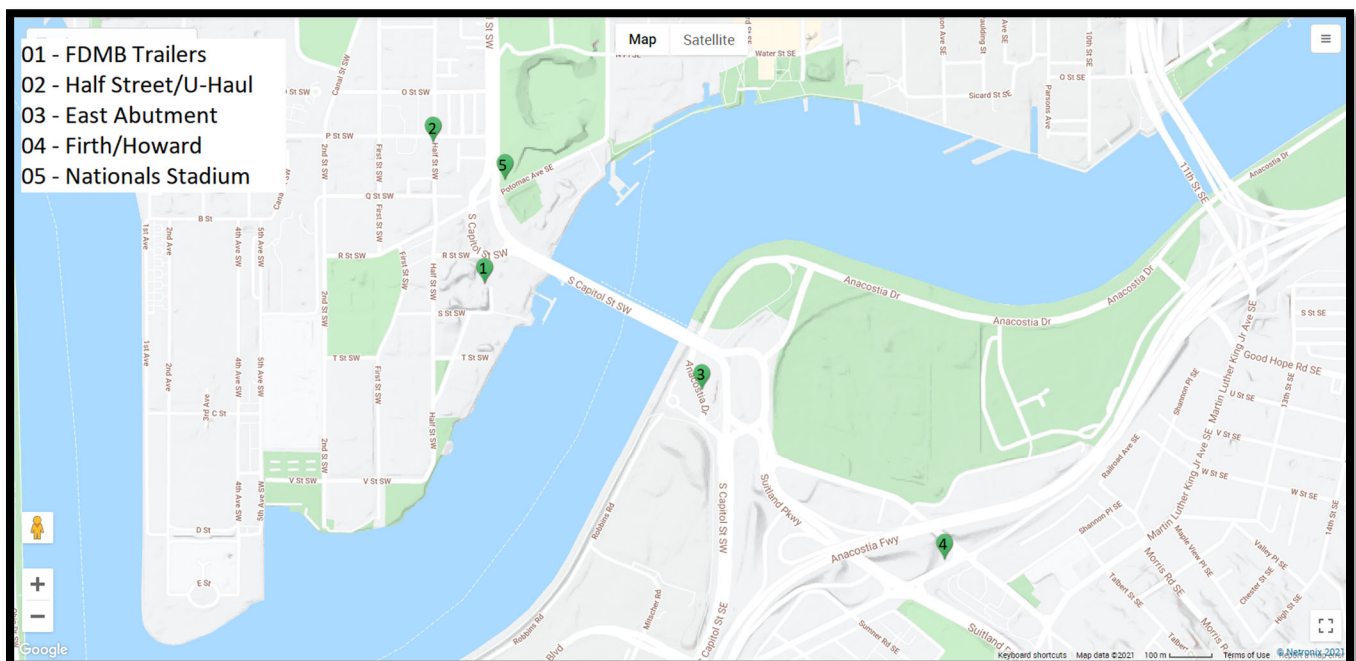
Attention: Chad Bordovsky  
([cbordovsky@walshgroup.com](mailto:cbordovsky@walshgroup.com))Subject: Biweekly PM10 Particulate Air Monitoring Report  
South Capitol Street Frederick Douglass Memorial Bridge Corridor Project

Mr. Bordovsky,

Soil and Land Use Technology, Inc., (SaLUT) is pleased to provide perimeter air monitoring program for South Capitol Bridgebuilders and District Department of Transportation (DDOT). The intent of the program is to quickly alert the Project construction team to rising dust levels for swift resolution by the team in order to minimize dust.

### Scope of Work

As per project requirements provided, SaLUT has mounted five solar powered aerosol meters (DustTrack Environmental 8540) around the perimeter of the project site mention above. See *Image 1- Location of air monitoring devices*. These devices provide field measurements of particulate matter as PM10 in ambient air. It provides real time analyses of particle matter at 10 $\mu$ m in diameter (PM10).



**Image 1- Locations of air monitoring devices.**

PM10 concentrations will be measured on a continuous basis at each station and will be reported as rolling 15 minute averages. An alert provides notification if a monitor is measuring concentrations equal to or greater than the 100 ug/m<sup>3</sup>. Responsible project personnel will be immediately notified via SMS and email notification to assess, validate, and then address the project-related air quality issue with additional dust control measures if/as needed in a timely fashion.

The instrument monitoring results are reviewed by the site air monitoring professional to ensure the rolling 15-minute average PM10 concentrations at the site are less than the AL. Please see the attached results from the period of May 22<sup>nd</sup> to June 4<sup>th</sup>.

### **Conclusion**

From May 22<sup>nd</sup> to June 4<sup>th</sup> the alerts were triggered three times and corrective actions were taken to mitigate dust emissions from the project site within under 13 minutes. During this time period the project site was within compliance with national ambient air quality standards and DC regulations.

We appreciate the opportunity to provide air monitoring services for SCB. Should you have any questions concerning this report, please do not hesitate to contact us at (240) 645-6764.

Sincerely,



**Chamal Hettigama**

Civil Engineer

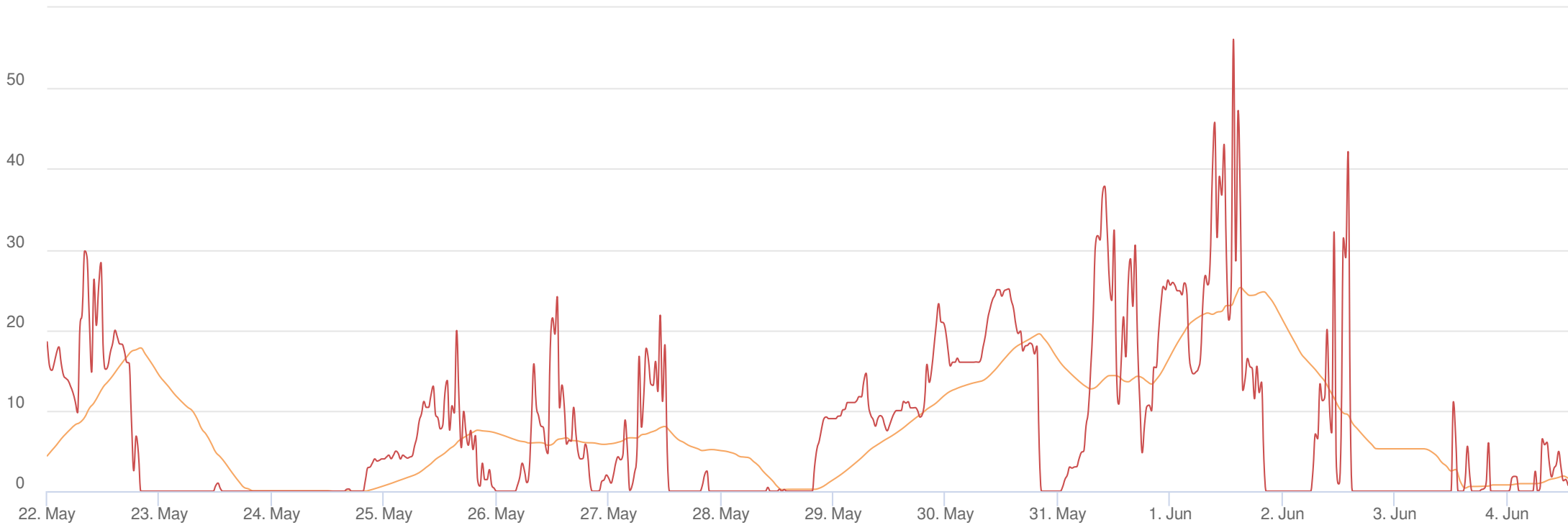
Soil and Land Use Technology Inc. (SaLUT)

### **Attachments:**

**Attachment A:**            *Dust Levels Recorded by Instruments*

**Attachment A – Dust levels recorded by the instruments**  
**05/22/2022-06/04/2022**

05/22/2022 0:00:00 – 06/04/2022 13:29:00  
 (GMT-05:00) Eastern Time (US & Canada)



**Mass Conc. Total  $\mu\text{g}/\text{m}^3$  AVG 24hr**  
 $\mu\text{g}/\text{m}^3$   
 DustTrak-8540  
 RS232(A)

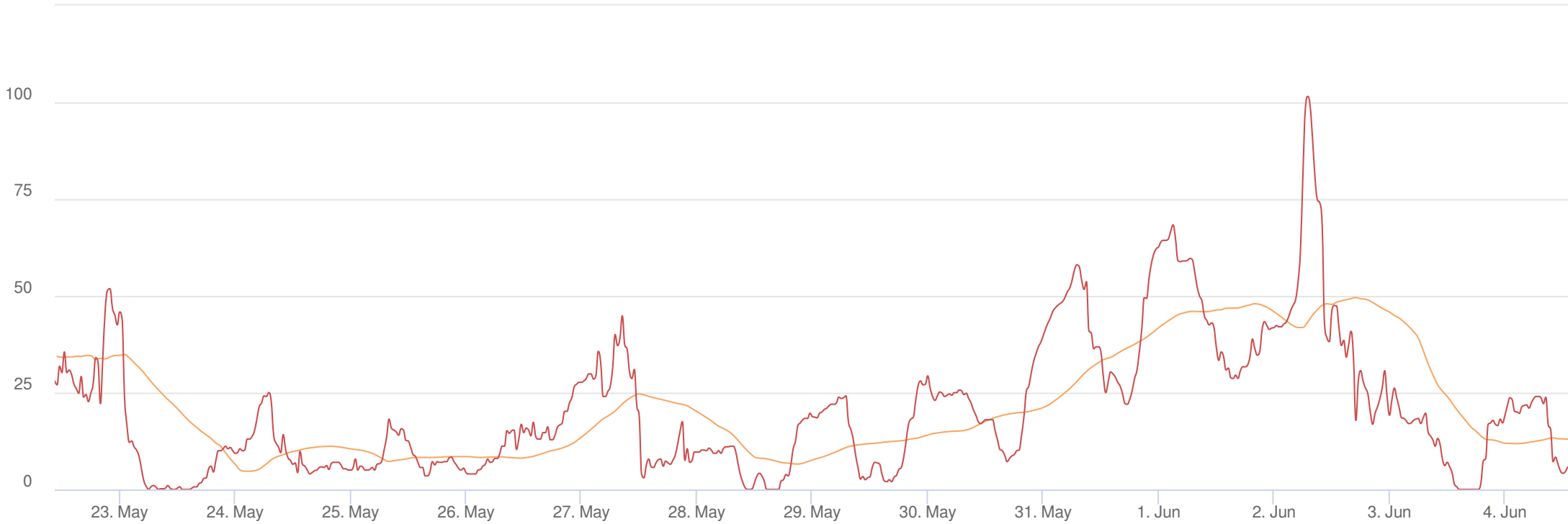
MIN	AVG	MAX
0	8.1546	25.268

**Mass Conc. Total  $\mu\text{g}/\text{m}^3$  AVG 15m**  
 $\mu\text{g}/\text{m}^3$   
 DustTrak-8540  
 RS232(A)

MIN	AVG	MAX
0	8	83

**Name** 01 - FDMB Trailers  
**S/N** 0B115512  
**Description** S Capitol St (FDMB Trailers)  
**Location** 1648 S Capitol St SE, Washington, DC 20003, USA

05/22/2022 10:38:00 – 06/04/2022 13:38:00  
 (GMT-05:00) Eastern Time (US & Canada)



**Mass Conc. Total  $\mu\text{g}/\text{m}^3$  AVG 24hr**  
 $\mu\text{g}/\text{m}^3$   
 DustTrak-8540  
 RS232(A)

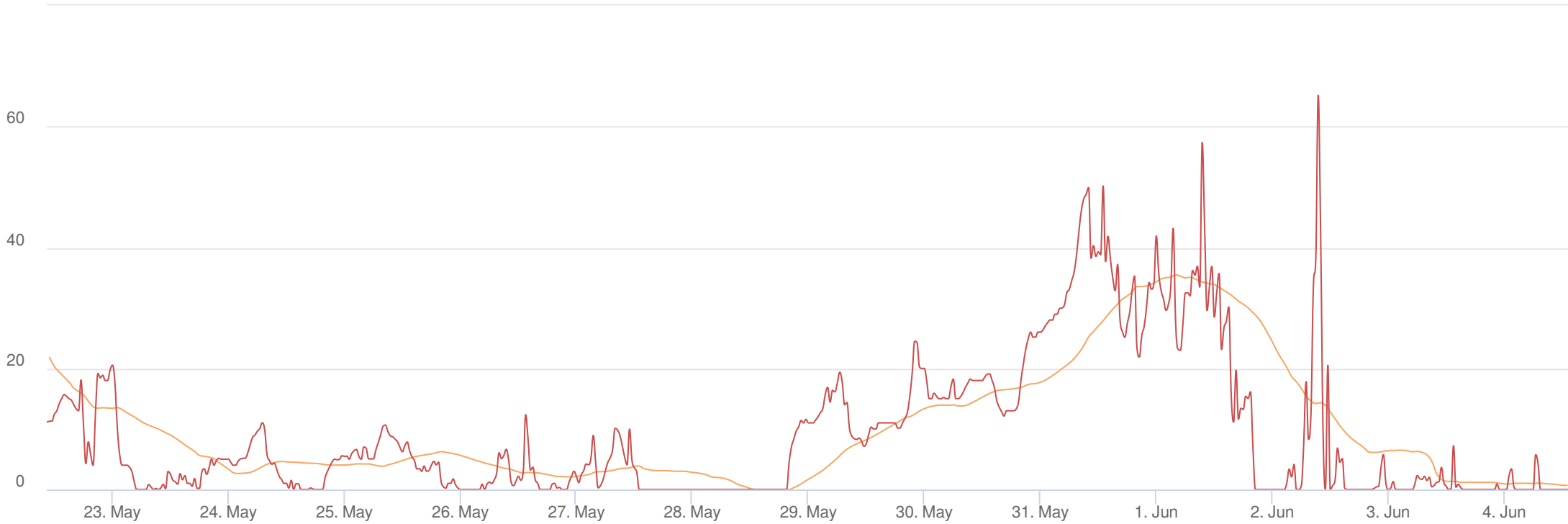
MIN	AVG	MAX
4.691	21.78	49.552

**Mass Conc. Total  $\mu\text{g}/\text{m}^3$  AVG 15m**  
 $\mu\text{g}/\text{m}^3$   
 DustTrak-8540  
 RS232(A)

MIN	AVG	MAX
0	21	103

**Name** 02 - Half Street/U-Haul  
**S/N** 0B392918  
**Description** Half St & P St  
**Location** 50 P St SW, Washington, DC 20024, USA

05/22/2022 10:40:00 – 06/04/2022 13:40:00  
 (GMT-05:00) Eastern Time (US & Canada)



**Mass Conc. Total  $\mu\text{g}/\text{m}^3$  AVG 24hr**  
 $\mu\text{g}/\text{m}^3$   
 DustTrak-8540  
 RS232(A)

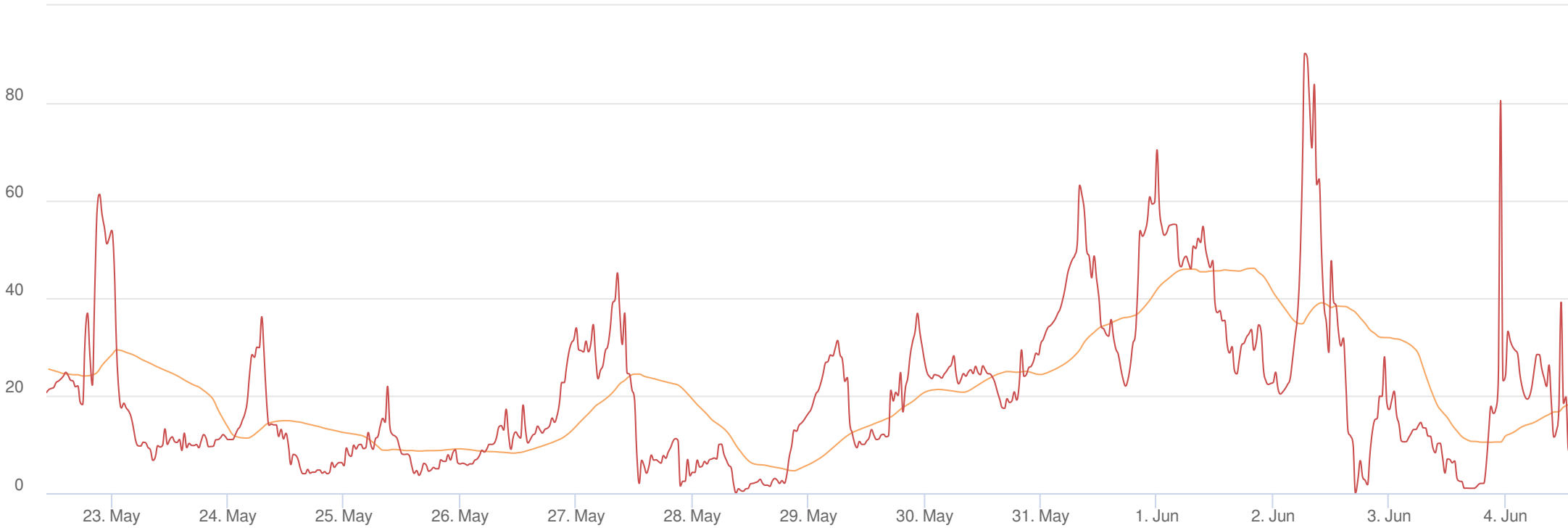
MIN	AVG	MAX
0	10.1308	35.478

**Mass Conc. Total  $\mu\text{g}/\text{m}^3$  AVG 15m**  
 $\mu\text{g}/\text{m}^3$   
 DustTrak-8540  
 RS232(A)

MIN	AVG	MAX
0	9	127

**Name** 03 - East Abutment  
**S/N** 0B392923  
**Description** Anacostia Dr (Yard)  
**Location** VX8W+CQ Washington, DC, USA

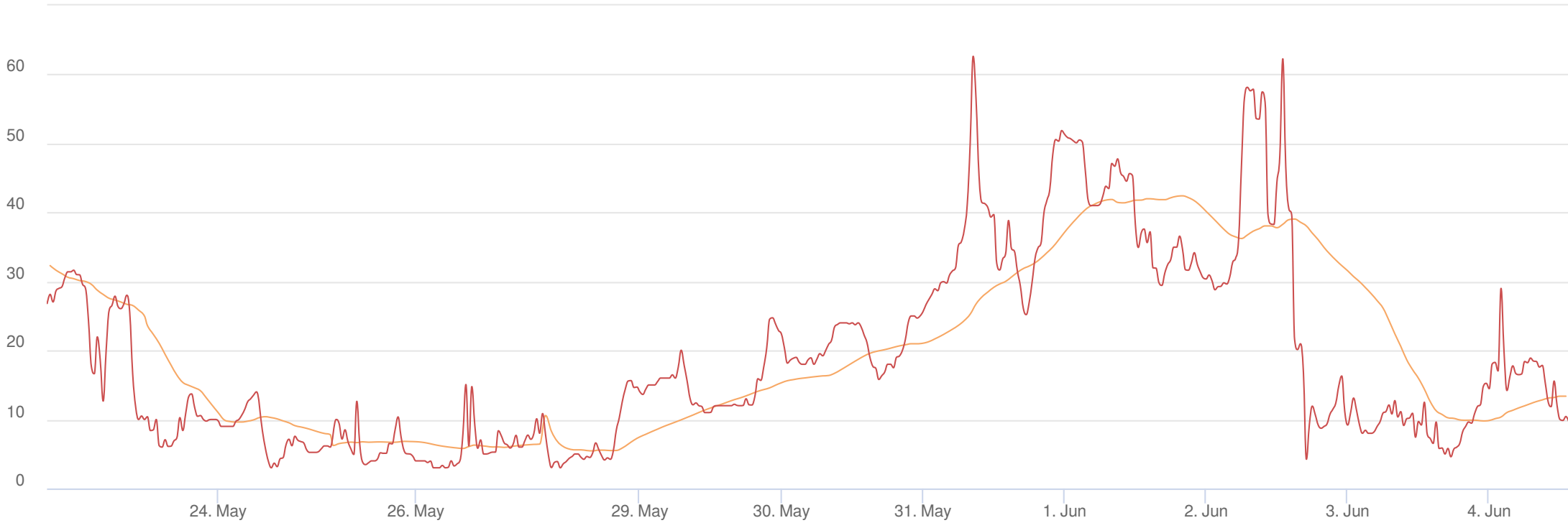
05/22/2022 10:42:00 – 06/04/2022 13:42:00  
 (GMT-05:00) Eastern Time (US & Canada)



Mass Conc. Total µg/m <sup>3</sup> AVG 24hr µg/m <sup>3</sup> DustTrak-8540 RS232(A)			Mass Conc. Total µg/m <sup>3</sup> AVG 15m µg/m <sup>3</sup> DustTrak-8540 RS232(A)		
MIN	AVG	MAX	MIN	AVG	MAX
4.5972	21.191	46.111	0	21	138

**Name** 04 - Firth/Howard  
**S/N** 0B282540  
**Description** Howard Rd & Firth  
 Sterling Ave  
**Location** Anacostia, 1101  
 Howard Rd SE,  
 Washington, DC 20020,  
 USA

05/22/2022 10:44:00 – 06/04/2022 13:44:00  
 (GMT-05:00) Eastern Time (US & Canada)



<b>Mass Conc. Total <math>\mu\text{g}/\text{m}^3</math> AVG 24hr</b> $\mu\text{g}/\text{m}^3$ DustTrak-8540 RS232(A)			<b>Mass Conc. Total <math>\mu\text{g}/\text{m}^3</math> AVG 15m</b> $\mu\text{g}/\text{m}^3$ DustTrak-8540 RS232(A)		
MIN	AVG	MAX	MIN	AVG	MAX
5.4505	19.628	42.409	3	19	73

**Name** 05 - Nationals Stadium  
**S/N** 0B350099  
**Description** S Capitol St & Potomac Ave  
**Location** 2872 Potomac Ave SE, Washington, DC 20003, USA