

October 28, 2022

South Capitol Bridgebuilders,
1220 12th Street, SE
Suite 255
Washington, DC 20003

Attention: Samuel Fisher (samuel.fisher@gcinc.com)
Mike Baker (mike.baker@aecom.com)

Subject: Biweekly PM10 Particulate Air Monitoring Report
South Capitol Street Frederick Douglass Memorial Bridge Corridor Project

Mr. Fisher,

Soil and Land Use Technology, Inc., (SaLUT) is pleased to provide perimeter air monitoring program for South Capitol Bridgebuilders and District Department of Transportation (DDOT). The intent of the program is to quickly alert the Project construction team to rising dust levels for swift resolution by the team in order to minimize dust.

Scope of Work

As per project requirements provided, SaLUT has mounted five solar powered aerosol meters (DustTrack Environmental 8540) around the perimeter of the project site mention above. See *Image 1- Location of air monitoring devices*. These devices provide field measurements of particulate matter as PM10 in ambient air. It provides real time analyses of particle matter at 10µm in diameter (PM10).

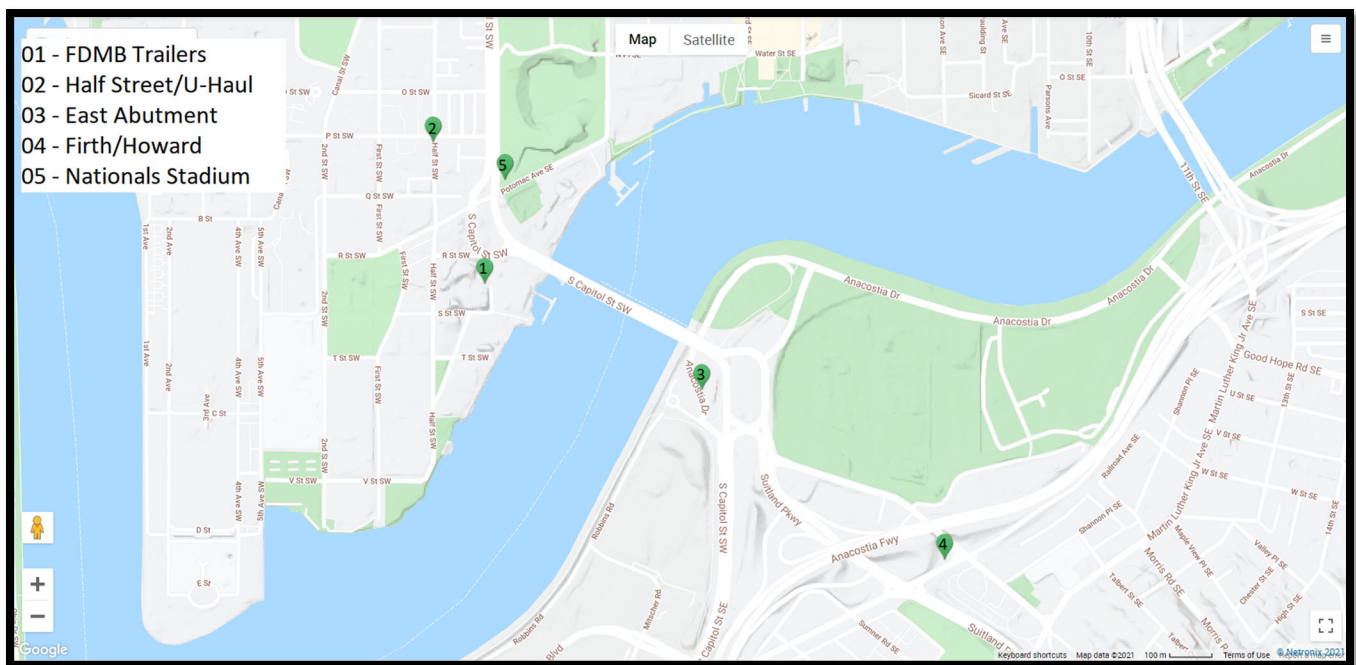


Image 1- Locations of air monitoring devices.

PM10 concentrations will be measured on a continuous basis at each station and will be reported as rolling 15 minute averages. An alert provides notification if a monitor is measuring concentrations equal to or greater than the 100 ug/m³. Responsible project personnel will be immediately notified via SMS and email notification to assess, validate, and then address the project-related air quality issue with additional dust control measures if/as needed in a timely fashion.

The instrument monitoring results are reviewed by the site air monitoring professional to ensure the rolling 15-minute average PM10 concentrations at the site are less than the AL. Please see the attached results from the period of September 25th to October 8th.

Conclusion

From September 25th to October 8th the alerts were triggered two times during construction activity hours and each time corrective actions were taken to mitigate dust emissions from the project site within under 15 minutes. During this time period the project site was within compliance with national ambient air quality standards and DC regulations.

We appreciate the opportunity to provide air monitoring services for SCB. Should you have any questions concerning this report, please do not hesitate to contact us at (240) 645-6764.

Sincerely,



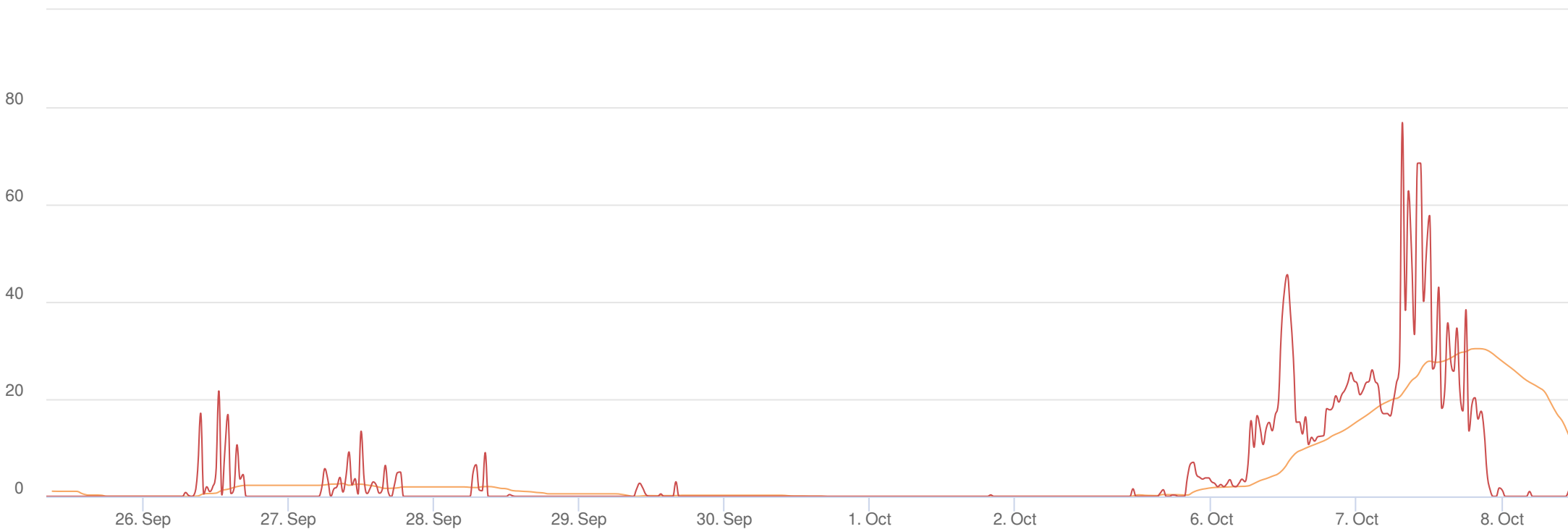
Chamal Hettigama
Civil Engineer
Soil and Land Use Technology Inc. (SaLUT)

Attachments:

Attachment A: *Dust Levels Recorded by Instruments*

Attachment A – Dust levels recorded by the instruments
09/25/2022-10/08/2022

09/25/2022 8:22:00 – 10/08/2022 11:22:00
 (GMT-05:00) Eastern Time (US & Canada)



Mass Conc. Total $\mu\text{g}/\text{m}^3$ AVG 24hr
 $\mu\text{g}/\text{m}^3$
 DustTrak-8540
 RS232(A)

MIN	AVG	MAX
0	4.569	30.362

Mass Conc. Total $\mu\text{g}/\text{m}^3$ AVG 15m
 $\mu\text{g}/\text{m}^3$
 DustTrak-8540
 RS232(A)

MIN	AVG	MAX
0	5	156

Name 01 - FDMB Trailers
S/N 0B115512
Description S Capitol St (FDMB Trailers)
Location 1648 S Capitol St SE, Washington, DC 20003, USA

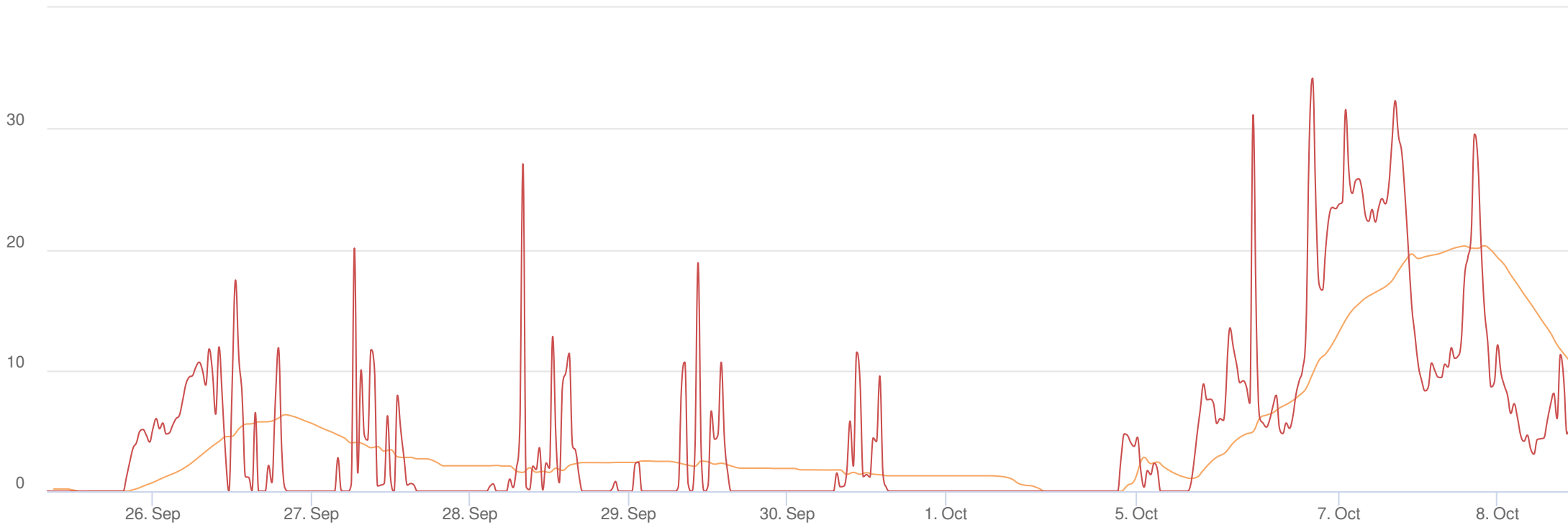
09/25/2022 8:24:00 – 10/08/2022 11:24:00
 (GMT-05:00) Eastern Time (US & Canada)



Mass Conc. Total $\mu\text{g}/\text{m}^3$ AVG 24hr $\mu\text{g}/\text{m}^3$ DustTrak-8540 RS232(A)			Mass Conc. Total $\mu\text{g}/\text{m}^3$ AVG 15m $\mu\text{g}/\text{m}^3$ DustTrak-8540 RS232(A)		
MIN	AVG	MAX	MIN	AVG	MAX
3.4653	9.167	24.41	0	9	47

Name 02 - Half Street/U-Haul
S/N 0B392918
Description Half St & P St
Location 50 P St SW, Washington, DC 20024, USA

09/25/2022 8:25:00 – 10/08/2022 11:25:00
 (GMT-05:00) Eastern Time (US & Canada)



Mass Conc. Total µg/m³ AVG 24hr
 µg/m³
 DustTrak-8540
 RS232(A)

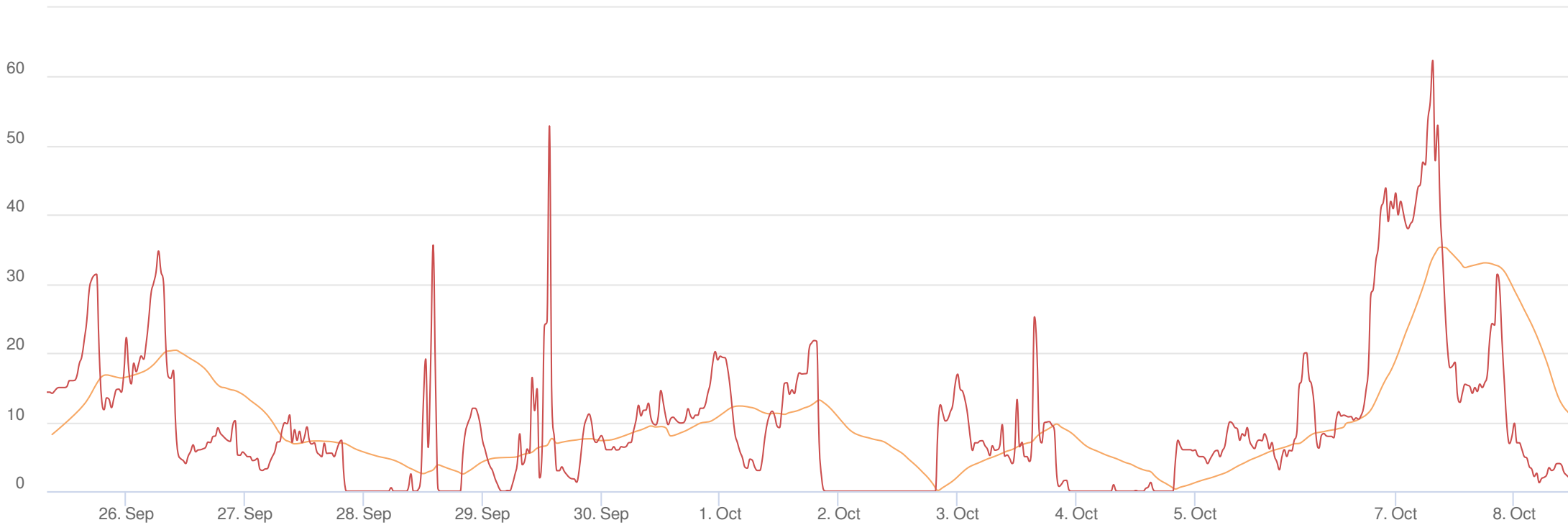
MIN	AVG	MAX
0	4.794	20.295

Mass Conc. Total µg/m³ AVG 15m
 µg/m³
 DustTrak-8540
 RS232(A)

MIN	AVG	MAX
0	5	72

Name 03 - East Abutment
S/N 0B392923
Description Anacostia Dr (Yard)
Location VX8W+RQ Washington, DC, USA

09/25/2022 8:24:00 – 10/08/2022 11:24:00
 (GMT-05:00) Eastern Time (US & Canada)



Mass Conc. Total $\mu\text{g}/\text{m}^3$ AVG 24hr
 $\mu\text{g}/\text{m}^3$
 DustTrak-8540
 RS232(A)

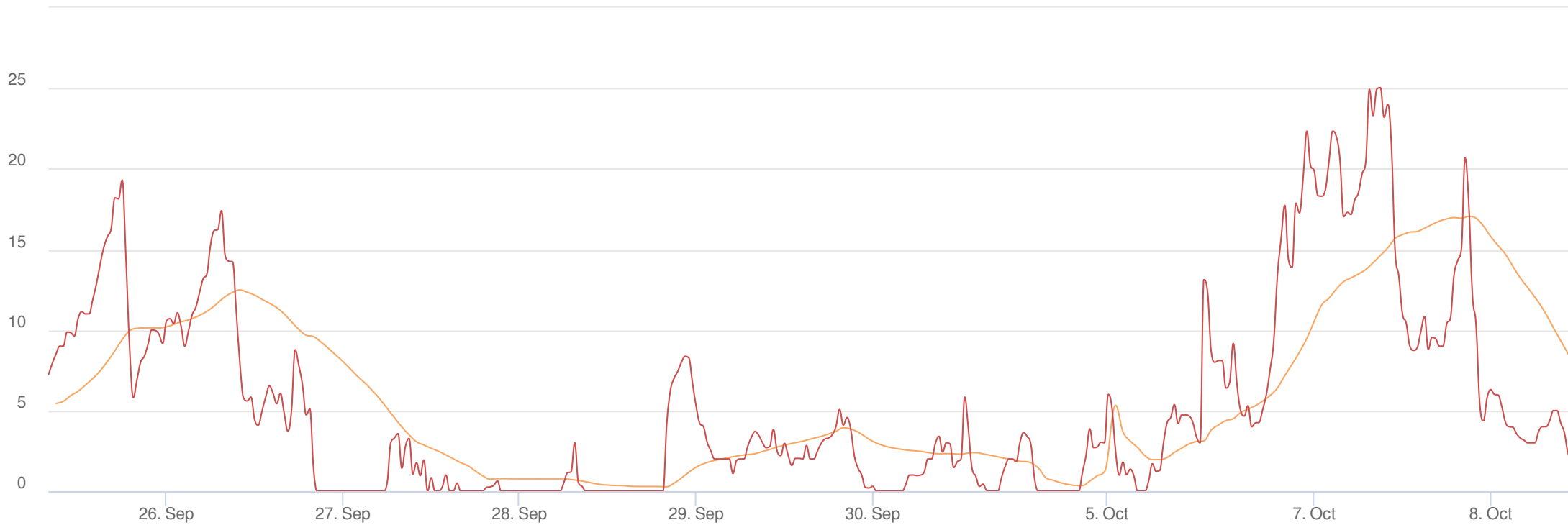
MIN	AVG	MAX
0.10903	10.365	35.309

Mass Conc. Total $\mu\text{g}/\text{m}^3$ AVG 15m
 $\mu\text{g}/\text{m}^3$
 DustTrak-8540
 RS232(A)

MIN	AVG	MAX
0	10	99

Name 04 - Firth/Howard
S/N 0B282540
Description Howard Rd & Firth
 Sterling Ave
Location Anacostia, 1101
 Howard Rd SE,
 Washington, DC 20020,
 USA

09/25/2022 8:26:00 – 10/08/2022 11:26:00
 (GMT-05:00) Eastern Time (US & Canada)



Mass Conc. Total $\mu\text{g}/\text{m}^3$ AVG 24hr
 $\mu\text{g}/\text{m}^3$
 DustTrak-8540
 RS232(A)

MIN	AVG	MAX
0.27307	5.964	17.047

Mass Conc. Total $\mu\text{g}/\text{m}^3$ AVG 15m
 $\mu\text{g}/\text{m}^3$
 DustTrak-8540
 RS232(A)

MIN	AVG	MAX
0	5	28

Name 05 - Nationals Stadium
S/N 0B350099
Description S Capitol St & Potomac Ave
Location 2872 Potomac Ave SE, Washington, DC 20003, USA